


[1] Complete MP2S-CAN-G8-P2P pr72 kit for Leapmotor C10 PHEV Q8902-0206



A	MP2S-CAN module
B	Wiring harness with trailer socket
C	- GND ring terminal
P2P	P2P wiring harness with CAN-Bus and powering
D	Screw set and other installation materials


[2] Installation area



The entire installation is carried out within the vehicle's trunk space


1	Remove the trunk floor carpet
2	Remove the trunk sill trim
3	Fold back the right side of the trunk
4	Fold down the rear seat

[3] CAN-BUS wires location



	Folded right side of the trunk
	Location of the P2P connector for connecting the towbar wiring harness.
	Location for attaching the ground

[4] Connection of the wiring harness to the vehicle's electrical system



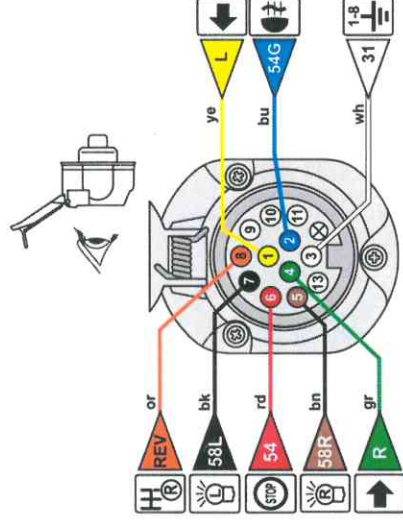
	Connect the P2P harness connector to the pointed connector in the car trunk
--	---

[5] Location of the grommet for routing the G8 socket harness



1	Remove the plug and route the harness to the towbar socket. [B]
---	---

[6] Trailer socket pins description



	pin 1 (ye) yellow pin 2 (bu) blue pin 3 (wh) white pin 4 (gr) green pin 5 (bn) brown pin 6 (rd) red pin 7 (bk) black pin 8 (or) orange
--	---